

SPECIFICATION

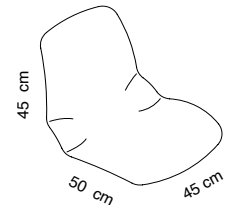
Range: **KALEIDOS**

Design: **Michele De Lucchi and Sezgin Aksu**

SHELLS

Codes: **9K01-N, 9K01-B, 9K01-GR**

Description: PA6 glass-filled polyamide shell with a special “watermark” surface finish that gives the chair extraordinary three-dimensional optical and tactile effects.
The shells are available in white, black and grey.
The shell is directly fixed to the beam through M6 screws.



9K01-XX

XX = colour option



Detail of white shell



Detail of black shell

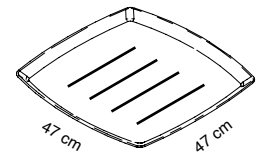


Detail of grey shell

TCOFFEE ABLES

Codies: **9K91-GA**

Description: coffee table in silver grey powder-coated aluminium. Raised edges to contain objects and liquids (drinks) accidentally spilled.
The table is directly fixed to the beam through M6 screws.

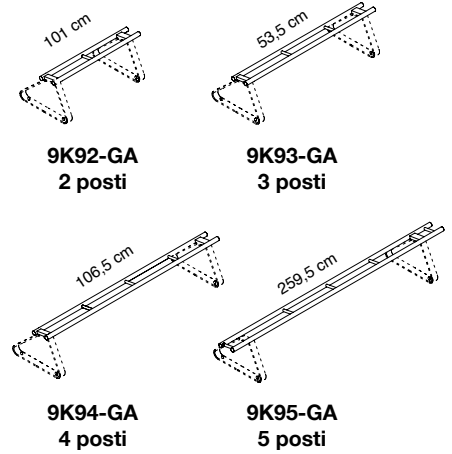


9K91

BEAMS

Codes: **9K95-GA, 9K94-GA, 9K93-GA, 9K92-GA**

Description: beams made of two steel tubes, \varnothing 40 mm and 3 mm thick, joined together through welded steel elements equipped with plates for beam fastening. All the elements of the beam are powder-coated in silver grey colour. The tubes have holes to fix the shells and tables. End caps in grey high-tech polymer.



BASES

Codes: **9K90-GA**

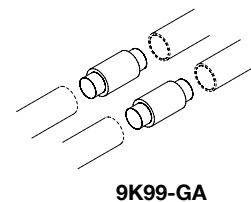
Description: bases made in silver grey powder-coated steel strip 60 mm and 12 mm thick, bent and welded. With holes in the upper part for beam fastening and, in the lower part, with bushes to house the adjustable high-tech polymer feet.






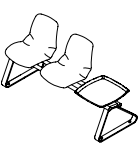
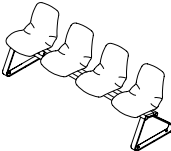
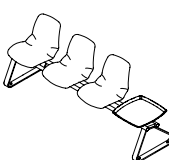
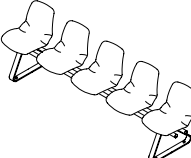
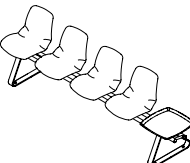
ACCESSORIES

Codes: **9K99-GA**

Description: joint for linear connection of beams made of two elements in silver grey powder-coated turned steel to be inserted into the beams, with holes for beam fastening through screws.



Dimensions of seatings on beam

Beam 2 seats	D= 61 cm	H= 79 cm	L= 101 cm		
Beam 1 seat + 1 table	D= 61 cm	H= 79 cm	L= 101 cm		
Beam 3 seats	D= 61 cm	H= 79 cm	L= 153,5 cm		
Beam 2 seats + 1 table	D= 61 cm	H= 79 cm	L= 153,5 cm		
Beam 4 seats	D= 61 cm	H= 79 cm	L= 206,5 cm		
Beam 3 seats + 1 table	D= 61 cm	H= 79 cm	L= 206,5 cm		
Beam 5 seats	D= 61 cm	H= 79 cm	L= 259,5 cm		
Beam 4 seats + 1 table	D= 61 cm	H= 79 cm	L= 259,5 cm		

